



Desklift DL10  
Data sheet

# DL10

---

The DESKLIFT DL10 is a round 2-part column perfect for a wide range of different desk applications. The column is very compact and clean in design, which also appears from the fact that the system is without a crossbar. It is a cost-effective alternative to the DL11. The DL10 has the same outer dimensions and mounting holes as the 3-part DL11 column, which makes them compatible and they can be used in the same tabletop and table foot construction. The DL10 is available in several standard colours to fit into a wide range of desk designs.

The DL10 is compatible with the standard DESKLINE control box (CBD) ensuring a very low and pleasant noise level and a wide range of options.



---

## Features:

- Compact design where guide and actuator functions are an integrated unit
- Reinforced column and optimised motor housing design for extra strength and stability
- Plug mounted on the DL10 for connection to DESKLINE® control box with a separate DESKLINE motor cable
- Max. thrust 800 N (per column)
- Max. speed: 38 mm/s
- Standard installation dimension 645 mm
- Standard stroke length 500 mm
- Dimensions column:  $\varnothing$  70 mm (outer profile), and  $\varnothing$  63.5 mm (inner profile)
- Dimension motor housing: 177 x 97 x 46 mm (as the DL11)
- Bending moment:  $M_y = \text{max. } 150 \text{ Nm dynamic}$
- Colour: all parts black (RAL 9005), all parts grey (RAL 9006) or all parts white (RAL 9016)
- Hall sensor enabling parallel drive with the DESKLINE® control box
- Low noise level

## Option:

- Customised colours
- Compatible with the Kick & Click mounting solution
- Compatible with DESKLIFT™ Feet

## Usage:

- Single or 2, 3, or 4 parallel drive or even multi-parallel with up to 16 columns
- Duty cycle: 10 % ~ 6 minutes per hour OR 2 minutes of continuous use at full load
- Ambient temperature: +10° to +40 °C
- Compatible with DESKLINE control boxes and all DESKLINE controls
- Approved according to EN 60335-1 and UL 962
- Storage and transport temperature: -20°C to +70°C

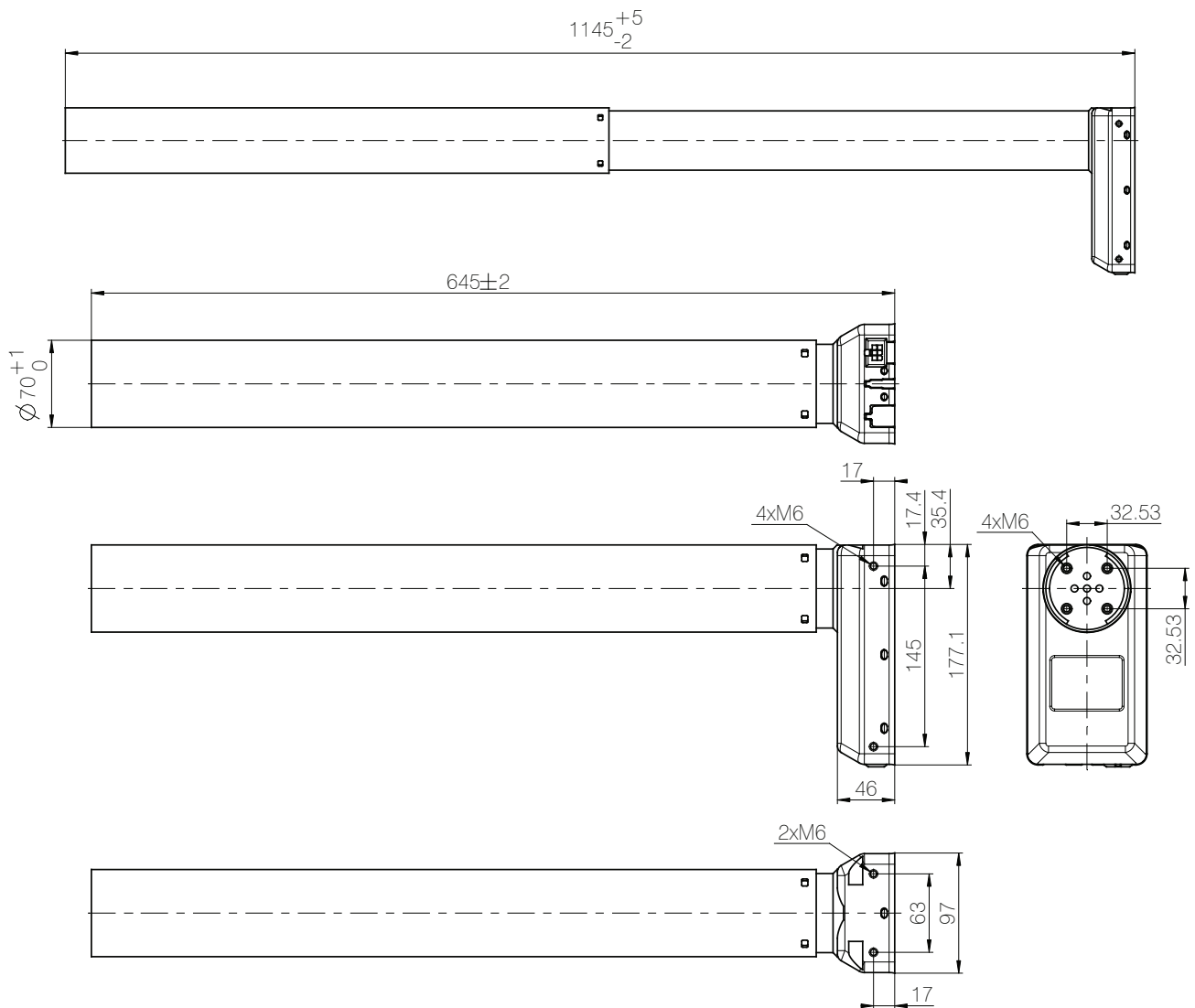
**Technical specifications :**

Type	Max. Thrust pr. DL (N)	Self-lock pr. DL (N)	Max. Twisting moment* (Nm)	Speed at 0 load (mm/s)	Duty cycle (%)	Spindle pitch (mm)	Stroke length (mm)	Built-in length (mm)
DL10	800	800	200	38	10	20	500	645

\* The twisting/rotation moment indicates the maximum moment that the column can adapt in the rotation direction. The measurements above are made in connection with the control box CBD4/6S.

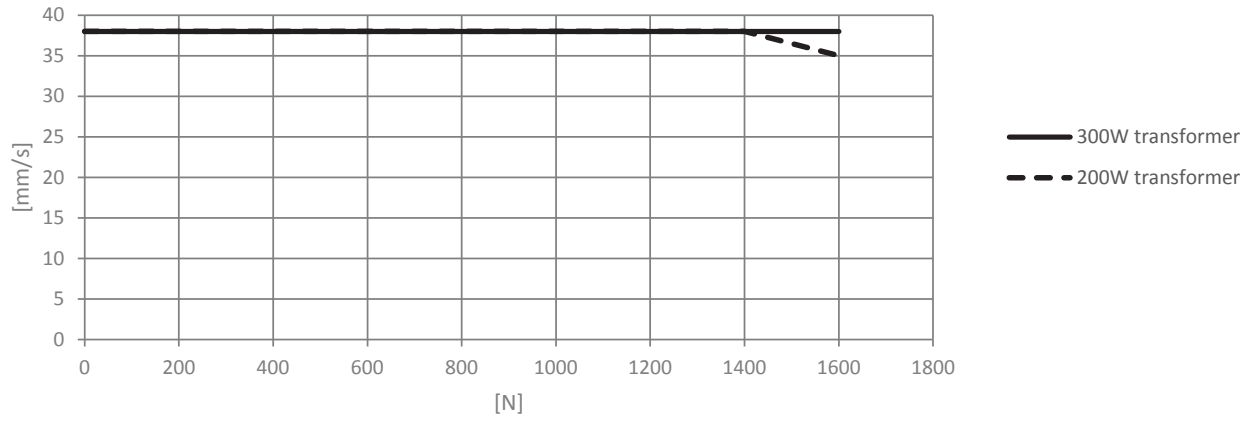
At a fully retracted length of 645 mm  $\pm 2$  mm and a stroke length of 500 mm  $\pm 3$  mm it is possible for a standard system to obtain an adjustment interval of the desktop of e.g. 680 – 1180 mm. Thus, the desk can be used for sitting as well as as standing type of work.

**Dimensions (new motor housing):**

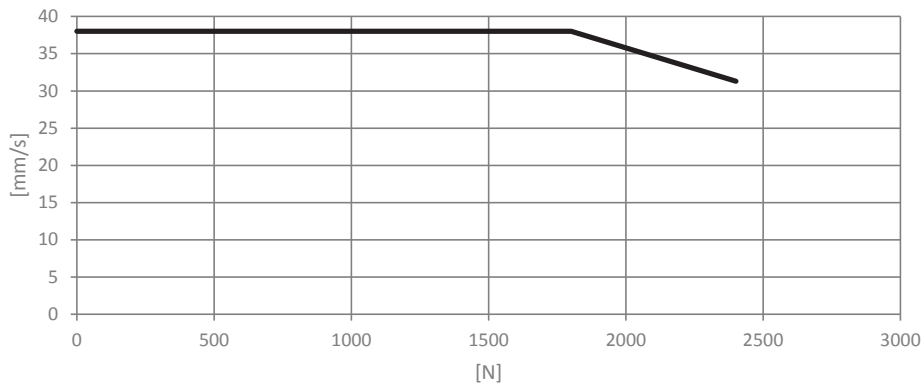


Curves for DL10 800N (20 mm spindle) with CBD6S

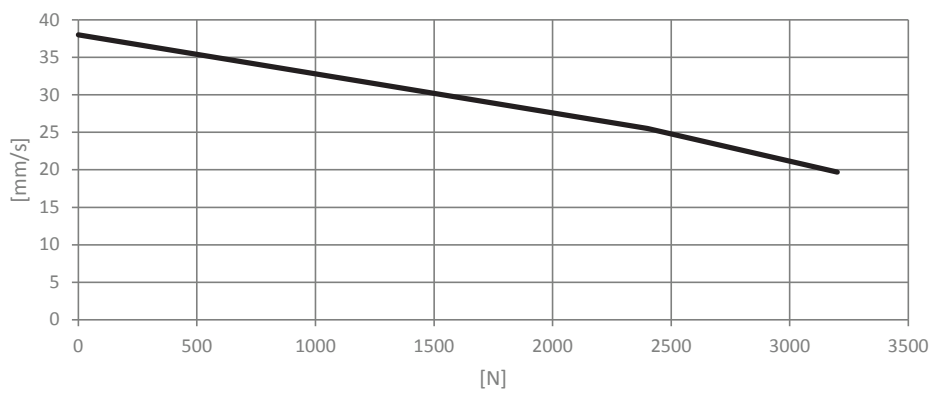
2 x DL5/8/10/15 (equally loaded) with CBD6S



3 x DL5/8/10/15 (equally loaded) with CBD6S

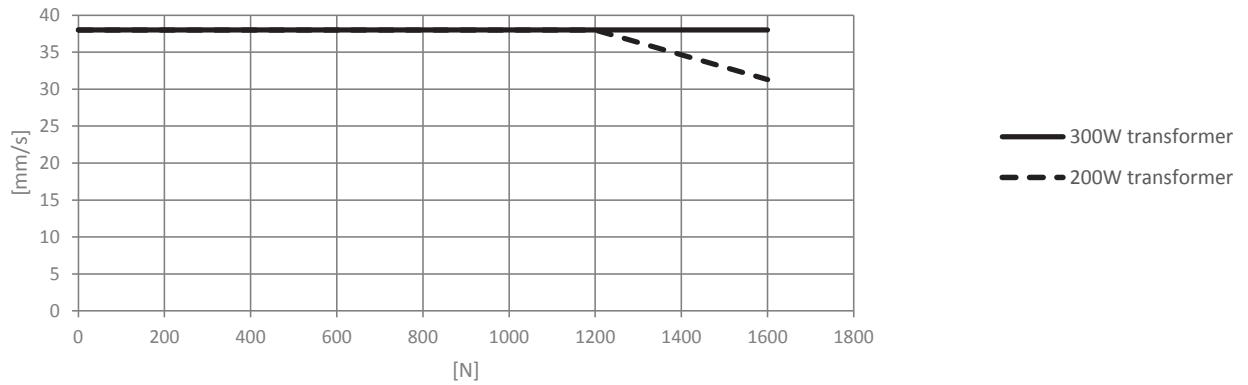


4 x DL5/8/10/15 (equally loaded) with CBD6S

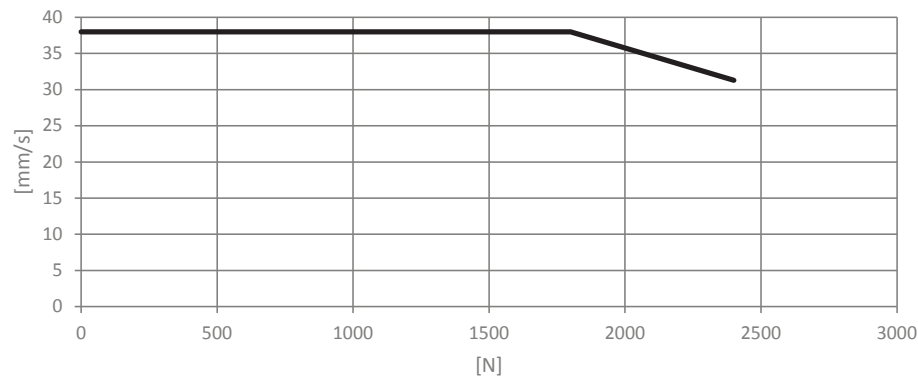


### Curves for DL10 800N (20mm spindle) with CBD4

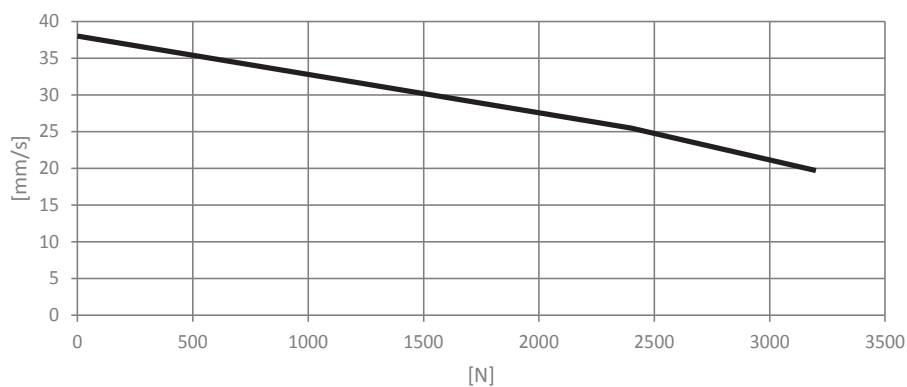
#### 2 x DL5/8/10/15 (equally loaded) with CBD4



#### 3 x DL5/8/10/15 (equally loaded) with CBD4



#### 4 x DL5/8/10/15 (equally loaded) with CBD4



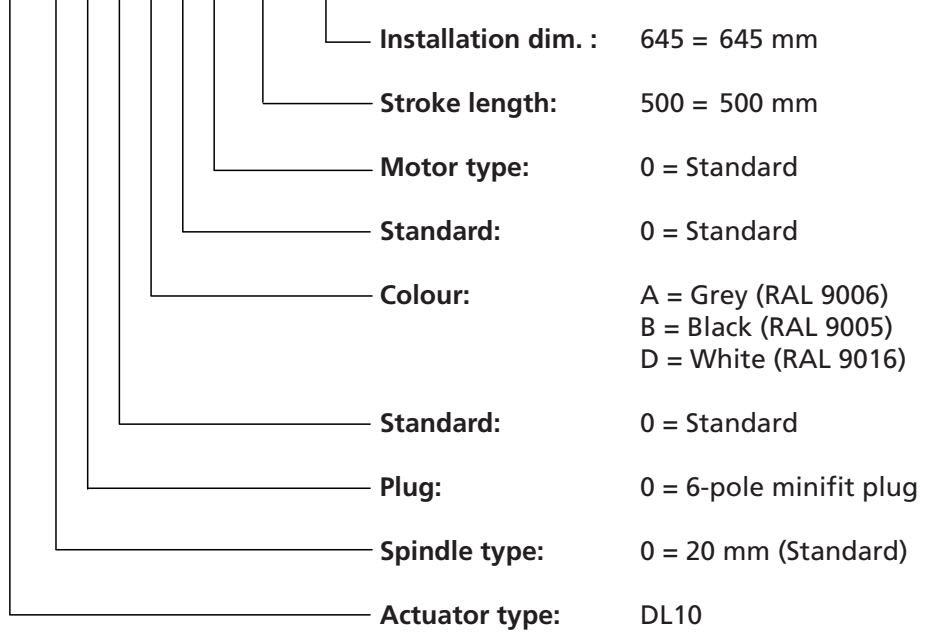
The above data are measured in connection with 2-4 DL10 lifting units and control box CBD4/CBD6S. The desk is driving upwards.



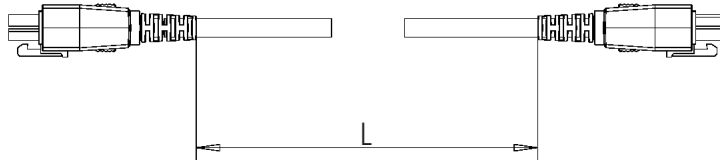
The above curves apply to a centrally placed load. At moment load there will be an increased friction in the columns, which will reduce the lifting force correspondingly.

Ordering example :

**DL10 0 0 0 B 0 0 500 645**



**Motor cable :**



Motor cables must be ordered separately.

**Ordering numbers**

0617102-0200  
0617102-0500  
0617102-1000  
0617102-1550  
0617110-2000  
0617110-2500

**Description**

L = 200 mm black motor cable, PVC free  
L = 500 mm black motor cable, PVC free  
L = 1000 mm black motor cable, PVC free  
L = 1550 mm black motor cable, PVC free  
L = 2000 mm black motor cable, PVC free  
L = 2500 mm black motor cable, PVC free

---

**Terms of use**

The user is responsible for determining the suitability of LINAK products for specific application. LINAK takes great care in providing accurate and up-to-date information on its products.

However, due to continuous development in order to improve its products, LINAK products are subject to frequent modifications and changes without prior notice. Therefore, LINAK cannot guarantee the correct and actual status of said information on its products.

While LINAK uses its best efforts to fulfill orders, LINAK cannot, for the same reasons as mentioned above, guarantee the availability of any particular product. Therefore, LINAK reserves the right to discontinue the sale of any product displayed on its website or listed in its catalogues or other written material drawn up by LINAK.

All sales are subject to the Standard Terms of Sale and Delivery for LINAK. For a copy hereof, please contact LINAK.