



DESKLIFT™ DL12
Data sheet

DESKLIFT™ DL12

The DESKLINE® DL12 column sets the standards for inline columns. It is a compact 3-part inline column, which is a perfect choice for a wide range of desk applications. The DL12 is pleasing to the eye with invisible gliding pads and minimum spacing between the column profiles, which provides a streamlined silhouette. The compact, rectangular column was developed to fulfil the market requirements for a low built-in dimension and, at the same time, a long stroke length. Furthermore, the column is designed for desks without crossbar, ensuring more leg space and more design possibilities.

As standard, the DL12 features PIEZO™ an integrated sensor. PIEZO (collision protection) minimises the risk for damages on a desk caused by collision with an obstacle.

The DL12 system is controlled by a DESKLINE® control box (CBD). No matter which box is preferred, they all ensure optimal parallel drive and a pleasant low noise level. The DL12 can be used as a single column or in 2, 3 or 4 parallel systems. The DL12 is also available in an extended version called DL12XL; A column optimised for display and monitor stands.



Features:

- Compact design where guide and actuator functions are an integrated unit
- Cable mounted on the DL12 for connection to the CBD with a separate DESKLINE motor cable
- Max thrust: 700 N per column
- Max speed level: 38 mm/s unloaded
- Standard installation dimension: 518 mm or 545 mm
- Standard stroke length: 660 mm
- Dimensions column: 60 x 100 mm (outer profile), 54.8 x 94.8 mm (middle profile) and 49.6 x 89.6 mm (inner profile)
- Bending moment: $M_y = \max 150 \text{ Nm dynamic}$
- Colour: all parts black (RAL 9005), all parts grey (RAL 9006) or all parts white (RAL 9016)
- PIEZO™: Integrated sensor minimising the risk for damages on a desk caused by squeezing or blocking it in upward or downward direction
- PVC-Free™ column for a more environmentally friendly product
- Invisible gliding pads for optimised design
- Minimum spacing between the profiles for optimised design
- Synchronous drive of the middle profile
- Low noise level
- Bench bracket for bench solutions

Options:

- Customised colours
- Bracket for crossbar (customised version)
- Motor housing adapter mounted or as a separate unit. Always black
- Extended XL-version dedicated for flat screens
 - Installation dimension: 700 mm
 - Stroke length: 999 mm
 - Load: max 600 N
 - Bending moment: max 100 Nm
 - Colours: Black RAL 9005, Grey RAL 9006 and White RAL 9016
 - Duty cycle: 5%

Usage:

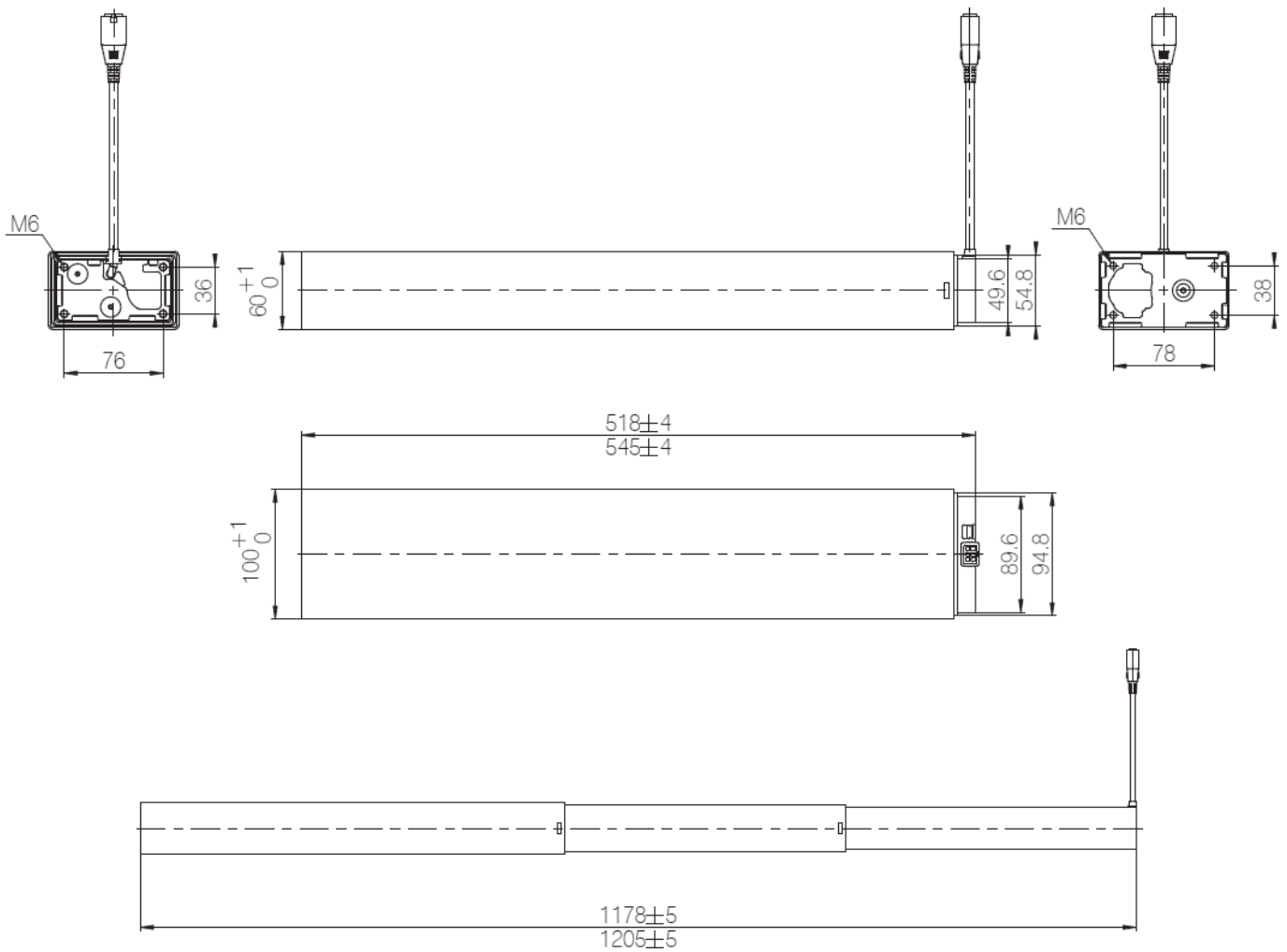
- Single or 2, 3, 4 parallel drive
- Multi-parallel is possible only when in combination with CBD6S
- Duty cycle: 10 % ~ 2 minutes of continuous use at full load, followed by 18 minutes of pause
- Ambient temperature: +10° to +40 °C
- Compatible with DESKLINE® control boxes and all DESKLINE® controls
- Approved in accordance with EN 60335-1
- Approved in accordance with UL 962 with CBD6S
- Storage and transport temperature: -10 °C to +70 °C

Technical specifications:

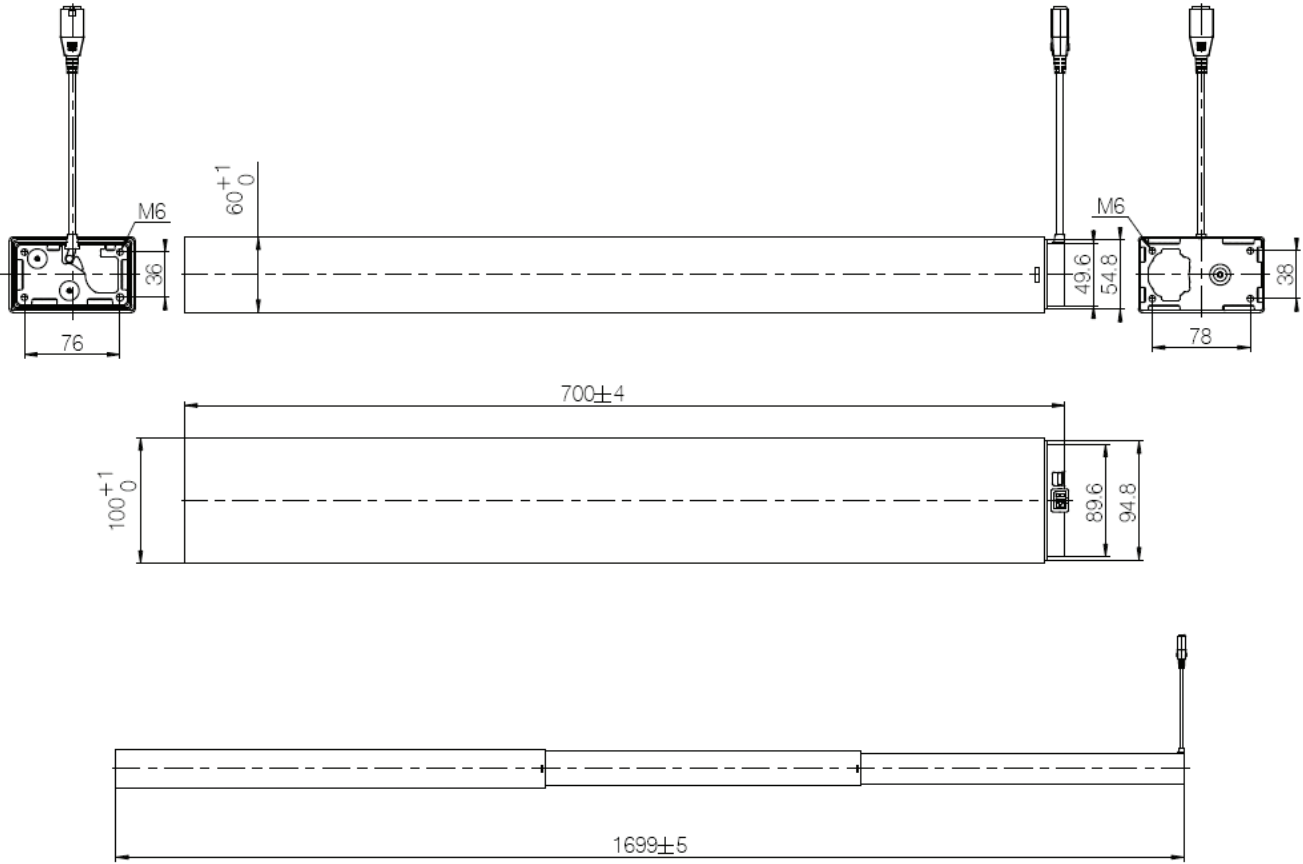
Type	Max thrust per DL (N)	Self-lock per DL (N)	Speed at 0 load (mm/s)	Duty cycle (%)	Spindle pitch (mm)	Stroke length (mm)	Built-in length (mm)
DL12	700	700	38	10	20	660	518/545
DL12XL	600	600	38	5	20	999	700

The measurements above are made in connection with the control box CBD6S.

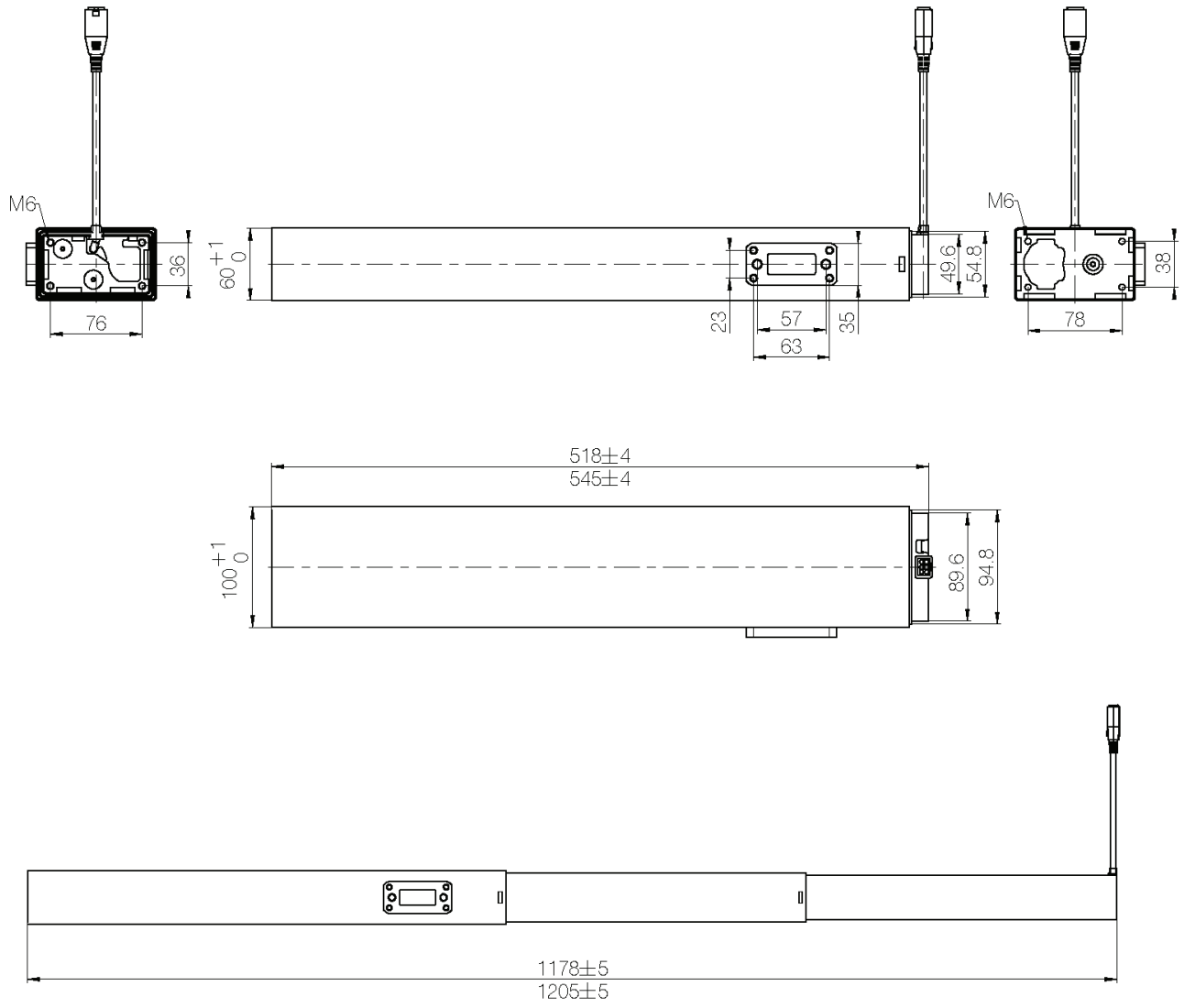
Dimensions, DL12 without bracket



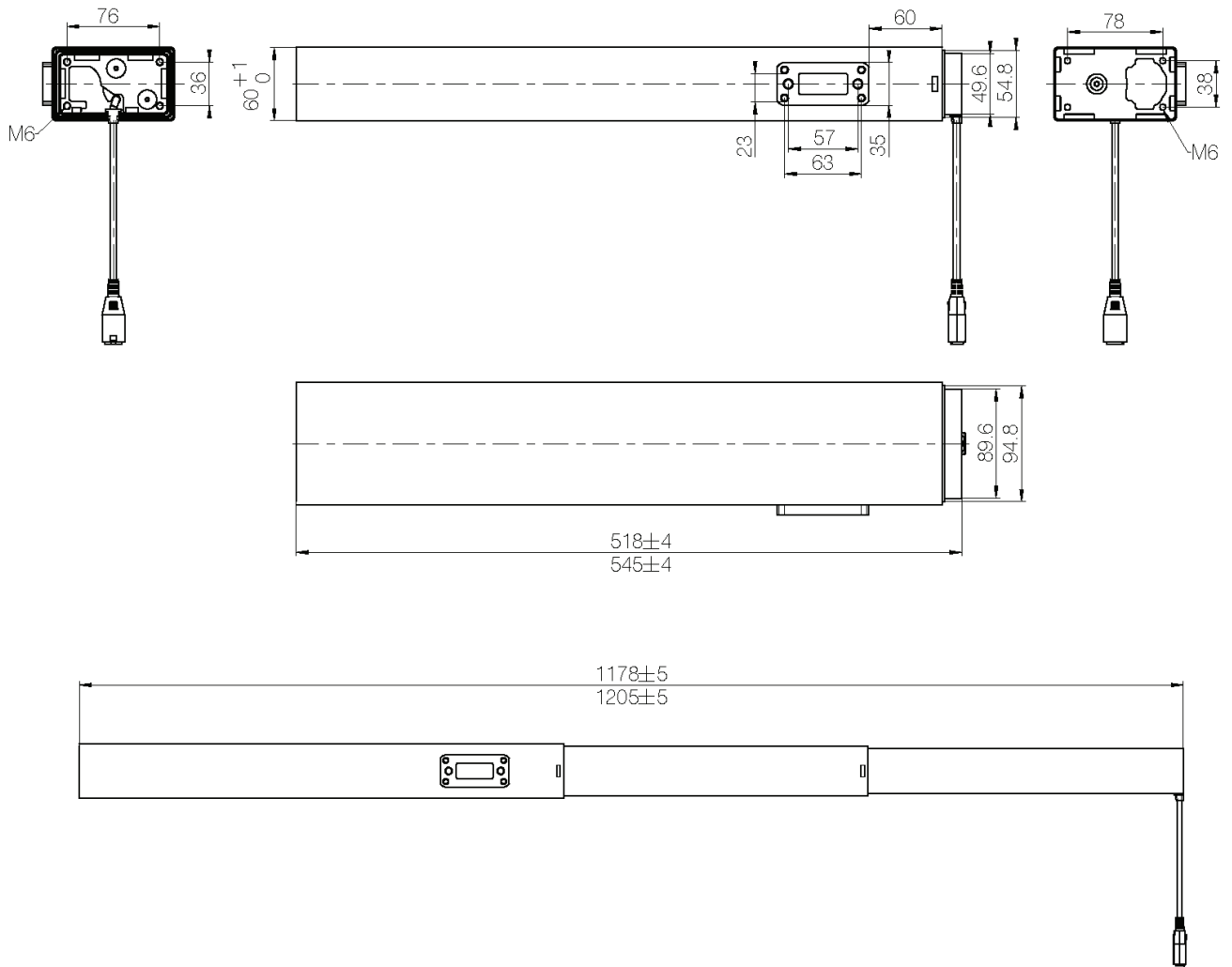
Dimensions, extended version DL12XL



Dimensions, DL12 with bench bracket
Left column

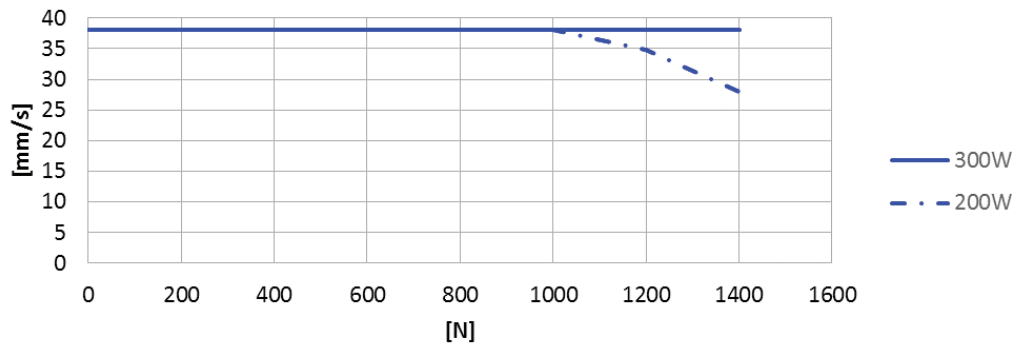


Dimensions, standard DL12 with bench bracket
Right column

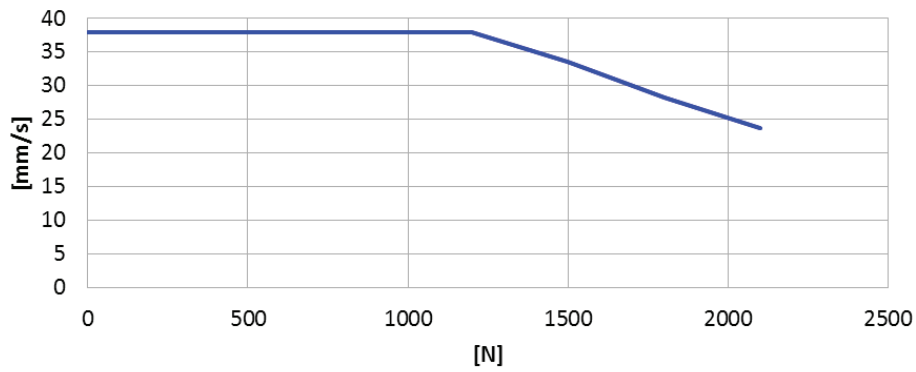


Curves DL12 700N (20mm spindle) with CBD65

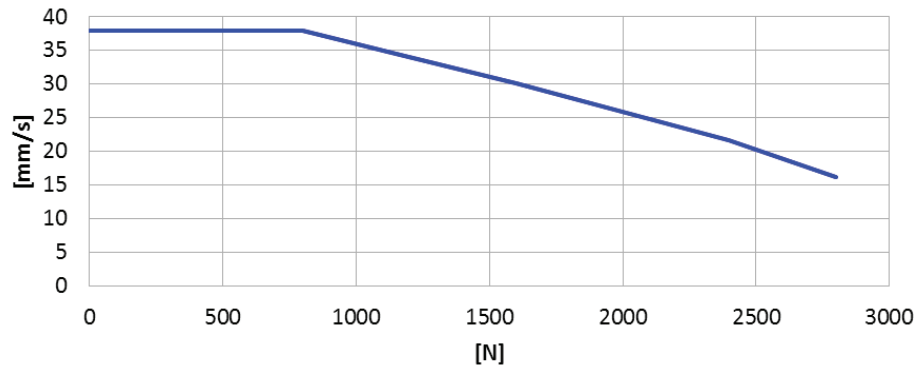
2 x DL12 (equally loaded) with CBD65



3 x DL12 (equally loaded) with CBD65 (300W)



4 x DL12 (equally loaded) with CBD65 (300W)



DL12

Ordering example:

DL12	0	0	0	B	0	E	660	518	
									Installation dimension:
									518 = 518 mm
									545 = 545 mm
									700 = 700 mm (XL version)
									Stroke length:
									660 = 660 mm
									999 = 999 mm (XL version)
									Motor type:
									E = Piezo & IID
									Option:
									0 = Standard
									M = Motorhouse Adapter mounted*
									Colour:
									A = Grey RAL 9006
									B = Black RAL 9005
									D = White RAL 9016
									Option:
									0 = Standard
									L = Bench bracket on left narrow side
									R = Bench bracket on right narrow side
									Cable:
									0 = 200 mm
									Spindle type:
									0 = 2 x 10 mm pitch
									Actuator type:
									DL12

* = Not available for XL version



The motor housing adapter can also be ordered as a separate part.
Article number: HOUSINGDL12-001. The motor housing adapter is always black.

Please observe that when the motor house adapter is mounted it increases the installation dimension with 42 mm.



All cables for creating a fully connected DESKLINE system must be ordered separately. We offer a range of different versions and lengths. For more information as ordering number, colour and length of the cables, please contact your local LINAK.

Terms of use

The user is responsible for determining the suitability of LINAK products for specific application. LINAK takes great care in providing accurate and up-to-date information on its products.

However, due to continuous development in order to improve its products, LINAK products are subject to frequent modifications and changes without prior notice. Therefore, LINAK cannot guarantee the correct and actual status of said information on its products.

While LINAK uses its best efforts to fulfill orders, LINAK cannot, for the same reasons as mentioned above, guarantee the availability of any particular product. Therefore, LINAK reserves the right to discontinue the sale of any product displayed on its website or listed in its catalogues or other written material drawn up by LINAK.

All sales are subject to the Standard Terms of Sale and Delivery for LINAK. For a copy hereof, please contact LINAK.